




University of Delhi



Annual Accounts for the year 2016-2017

UNIVERSITY OF DELHI
ANNUAL ACCOUNTS FOR THE YEAR 2016-17

INDEX

Sr. No.	Name of Statement	Page No.
<u>A. University of Delhi</u>		
1	Balance Sheet	1
2	Income and Expenditure Account	2
3	Schedule forming Part of Balance Sheet: Schedule 1,2,3,4,5,6,7,8	3 to 22
4	Schedule forming Part of Income & Expenditure : Schedule 9,10,11,12,13,14,15,16,17,18,19,20,21,22.	23 to 38
5	Significant Accounting Policies : Schedule 23	39 to 43
6	Contingent Liabilities and Notes on Accounts : Schedule 24	44 to 46
7	Receipts & Payments Account	47 to 48
<u>B. Provident Fund Account</u>		
8	Balance Sheet	49
9	Income and Expenditure Account	50
10	Receipts and Payments Account	51
<u>C. New Pension Scheme</u>		
11	Balance Sheet	52
12	Income and Expenditure Account	53
13	Receipts and Payments Account	54
<u>D. University Press</u>		
14	Balance Sheet	55
15	Profit and Loss Account	56
16	Receipts and Payments Account	57
<u>E. Halls and Hostels</u>		
17	Consolidated Balance Sheet	58
18	Consolidated Income and Expenditure Account	59
19	Consolidated Receipts and Payments Account	60

UNIVERSITY OF DELHI
BALANCE SHEET AS AT 31ST MARCH, 2017


Particulars	Schedule	Amount in ₹	
		Current Year	Previous Year
SOURCES OF FUNDS			
CORPUS/CAPITAL FUND	1	-----	-----
DESIGNATED/ EARMARKED/ ENDOWMENT FUNDS	2	5895188592	5357432601
CURRENT LIABILITIES & PROVISIONS	3	26472963908	26232916117
TOTAL		32368152500	31590348718
APPLICATION OF FUNDS			
FIXED ASSETS			
Tangible Assets	4	1445275815	1277695518
Intangible Assets		3192575	4389002
Capital Works-in-Progress		4065825877	4065825877
INVESTMENT FROM EARMARKED / ENDOWMENT FUNDS	5	247903000	245582000
INVESTMENT – OTHERS	6	-----	-----
CURRENT ASSETS	7	11451056645	10127860131
LOANS, ADVANCES & DEPOSITS	8	3341361463	1913845713
CORPUS/CAPITAL FUND		11813457121	10424548997
TOTAL		32368152500	31590348718

Significant Accounting Policies

23


Contingent Liabilities and Notes to Accounts

24


Asstt. Registrar (Fin.-II)

927


Finance Officer


Treasurer

UNIVERSITY OF DELHI
INCOME AND EXPENDITURE ACCOUNT FOR THE YEAR ENDED 31ST MARCH, 2017

Particulars	Schedule	Current Year	Amount in ₹ Previous Year
INCOME			
Academic Receipts	9	954040785	1029225856
Grants / Subsidies	10	4535349679	4703623481
Income from Investment	11	44491931	18720318
Interest Earned	12	10757610	12445873
Other Income	13	62984521	80645038
Prior Period Income	14	-----	-----
Increase /Decrease in Stock		31819874	-----
TOTAL (A)		5639444400	5844660566
EXPENDITURE			
Staff Payments & Benefits (Establishment expenses)	15	5533672533	4582273832
Academic Expenses	16	503322960	503574198
Administrative and General Expenses	17	805128377	817018758
Transportation Expenses	18	6936509	3654582
Repairs & Maintenance	19	199850205	188886402
Finance costs	20	443563	376220
Depreciation	4	414037702	290791961
Expenditure on Grants, Subsidies etc.	21	161486328	291954779
Prior Period Expenses	22	1195708575	16843799499
TOTAL (B)		8820586752	23522330231
Balance being excess of Income over Expenditure/ (Expenditure over Income) (A- B)		(3181142352)	(17677669665)
Transferred to / from Designated Fund			
Balance being Surplus/(Deficit) carried to Capital Fund		(3181142352)	(17677669665)

Significant Accounting Policies
Contingent Liabilities and Notes to Accounts

23
24


Asstt. Registrar (Fin.-II)


Finance Officer


Treasurer

UNIVERSITY OF DELHI
SCHEDULES FORMING PART OF BALANCE SHEET AS AT 31-03-2017

SCHEDULE 1 - CAPITAL FUND			Amount in ₹
			Previous year
	Current Year		
Balance at the beginning of the year		(10424548997)	6990180640
Add: Contributions towards Corpus/Capital Fund - Plan A/c		----	----
Add: Contributions towards Corpus/Capital Fund		----	----
Add: Grants from UGC, Government of India and State Government to the extent utilized for capital expenditure			
(a) Plan Accounts	1661021233		90362873
(b) Non-Plan Accounts	71957191	1732978424	81536928
Add: Assets Purchased out of Earmarked Funds			171899801
(a) Miscellaneous Accounts	8393305		15750330
(b) Other Earmarked Funds	4324697	12718002	52850925
Add: Assets Purchased out of Sponsored Projects, where ownership vests in the institution			68601255
Add: Assets Donated/Gifts Received	1199		2415
Add: Assets of Project Closed	30189637		23920291
Add: Other Additions	----	30190830	----
Add: Adjustment related to unspent Balance		16705058	---
Less: W.D.V. of Assets disposed off during the year		(359092)	(143373)
Add: Excess of Income over expenditure/(Excess of Expenditure over Income) transferred from the Income & Expenditure Accounts		(2181142362)	(1077969960)
Balance at the year end	(11813457121)		(10424548997)

[Signature]
 Asstt. Registrar (Fin.-II)

[Signature]
 Finance Officer

[Signature]
 Treasurer

UNIVERSITY OF DELHI
SCHEDULES FORMING PART OF BALANCE SHEET AS AT 31-03-2017

SCHEDULE 2 - DESIGNATED/EARMARKED/ENDOWMENT FUNDS

Amount in ₹

Particulars	Funds wise breakup				Total	
	Misc. A/c	Publication	Endowment Funds	Other Earmarked	Current Year	Previous Year
A.						
a) Opening balance	670522502	5135461	697950118	3983824520	5357432601	4921753268
b) Additions during the year	-----	-----	-----	-----	0	0
c) Income from investments made of the funds	11314617	286332	44383474	153109639	209094062	270254249
d) Accrued Interest on Investments/Advances	31751425	73833	13183767	135363480	180372505	113465367
e) Interest on Savings Bank a/c	1737628	22819	843468	6763878	9367793	21116350
f) Other additions (specify nature)	182235373	-----	48943392	371416777	602595542	822965530
Total(A)	897561545	5518445	805304219	4650478294	6358862503	6149554764
B.						
Utilization/Expenditure towards objectives of funds						
ii) Capital Expenditure	8393305	-----	-----	4324697	12718002	68601255
ii) Revenue Expenditure	308416459	19	8912832	133626599	450955909	723520908
Total(B)	316809764	19	8912832	137951296	463673911	792122163
Closing balance at the year end (A-B)	580751781	5518426	796391387	4512526998	5895188592	5357432601
Represented by						
Cash And Bank Balances						
Current Accounts	16275001	-----	-----	-----	16275001	3940860
Saving Accounts	30509597	844593	39165680	345094217	415614087	363170776
Investments	18000000	300000	185600000	44000000	247900000	345500000
Fixed Deposit	464353383	4300000	558350000	3897446765	4924450148	4436580610
Interest accrued but not due	46229463	73833	13192707	137709010	197205013	119198173
Shares	-----	-----	83000	-----	83000	83000
Other Loan & Advances	1433337	-----	-----	17828471	19261808	28510647
Loan from UDF to Misc	-----	-----	-----	60000000	60000000	50000000
LC Margin	3951000	-----	-----	-----	3951000	0
Electricity Deposits	-----	-----	-----	9409500	9409500	9409500
TDS's refundable	-----	-----	-----	1039035	1039035	1039035
Total	580751781	5518426	796391387	4512526998	5895188592	5357432601

Asstt. Registrar (Fin.-II)

Fin. Officer

Treasurer

UNIVERSITY OF DELHI
SCHEDULES FORMING PART OF BALANCE SHEET AS AT 31-03-2017

SCHEDULE 2A - ENDOWMENT FUNDS

											Amount in ₹
		Opening Balance		Additions during the Year		Total		Closing Balance			
1. Sr. No.	2. Name of the Endowment	3. Endowment	4. Accumulated Interest	5. Endowment (Misc.Receipts)	6. Interest	7. Endowment (3+5)	8. Accumulated Interest (4+6)	9 Expenditure on the object during the year	10. Endowment	11. Accumulated Interest	Total (10+11)
1	Sir Shankar Lal Instt. Of Music (298355)	2273923	137296	0	218907	2273923	356203	92531	2273923	263672	2537595
2	Shri Sri Ram Chair in physics (298399)	7061549	1205888	0	710710	7061549	1916598	0	7061549	1916598	8978147
3	Shri Shankar Lal Chair in Chemistry (298402)	7893989	1358315	900000	779693	8793989	2138008	900000	7893989	2138008	10031997
4	IFC Chair in Faculty of Mgmt. studies (298683)	13863470	2574647	0	1425291	13863470	3999938	58	13863470	3999880	17863350
5	SP Jain Advanced Mgmt. Research (299041)	1952868	290890	6777	178614	1959645	469504	29	1959645	469475	2429120
6	Pt. Man Mohan Nath Dhar (298956)	1265507	210997	0	117748	1265507	328745	0	1265507	328745	1594252
7	Professorship in Economics (298741)	12971931	2342192	0	1321261	12971931	3663452	29	12971931	3663423	16635355
8	Publication of Orient Insect (299416)	550899	78014	0	54894	550899	132908	0	550899	132908	683807
9	DU Endowment Fund (299733)	182534901	21143072	46772003	17848067	229306904	38991139	2961665	229306904	26028474	255335378
10	Pt. Man Mohan Krishan Kaul (299880)	1527132	244597	0	135824	1527132	280421	29	1527132	280421	1771711
11	Book Grant RTL (300228)	274494357	32609490	131003	25016581	274625962	57626071	501113	274625962	57049857	331675819
12	DU Amway Professorship in Enter. Dev. (300705)	11437894	1751842	0	1126171	11437894	2678013	0	11437894	2678013	14115907
13	Cluster Innovation Centre Corpus Fund	100280000	13408904	77419	9396432	100357419	22805336	1279071	100357419	21526315	121883734
14	MHRD IPR CHAIR	2485555	0	1056198	89516	3541743	89516	2118057	50875	0	46000
Total		620593975	77356143	46943303	58410709	669537467	135766853	8912837	669537467	116791901	786329368

Notes

- The total of Columns 3 & 4 will appear as the opening balance in the column "Endowment Funds" in schedule 2A of the Balance Sheet forming part of the Balance Sheet.
- The total of Col.9 should normally be less than the total of Col.8, as only the interest is to be used for the expenditure on the object of the endowments, (except in the case where it is not).
- There should not normally be a debit balance in the schedule, if in future date, there is a debit balance against any of the endowment funds the debit balance should appear on the Assets side of the Balance Sheet as "Receivable from the Government, Advances & Deposits".

Asstt. Registrar (Fin-II)

Finance Officer

Treasurer

UNIVERSITY OF DELHI
SCHEDULES FORMING PART OF BALANCE SHEET AS AT 31-03-2017

SCHEDULE 3 - CURRENT LIABILITIES & PROVISIONS	Current year	Amount in ₹ Previous Year
A. CURRENT LIABILITIES		
1. Deposits from staff	----	----
2. Deposits from students	----	----
3. Sundry Creditors		
a) For Goods	13051003	19168355
b) Others	----	----
4. Deposit-others (including EMD, Security Deposit)	378068	378068
5. Statutory Liabilities (GPF, TDS, WC TAX, CPF, GIS, NPS)		
a) Other Bodies Transaction	2027012	719883
b) Duties & Taxes	16853	16593
6. Other Current Liabilities		
a) Salaries	----	----
b) Receipts against Sponsored Projects	1386557463	1270313169
c) Receipts against Sponsored Fellowships & Scholarships	73570373	35279562
d) Unutilized Grants	5721197188	7146469470
e) Amount refundable to UGC	17029739	15873025
f) Grants in advance	----	----
g) Other funds	84622514	67972682
h) ACBR liabilities	----	----
i) Other liabilities	468858	56000000
Total (A)	7298919071	8612190807
B. Provisions		
1. For Taxation	----	----
2. Gratuity	1120240441	1086698993
3. Superannuation Pension	16984796238	15517616630
4. Accumulated Leave Encashment	1054065434	1015840343
5. Trade Warranties/Claims	----	----
6. Others (Specify)/Expenses Payable	14942724	569344
Total (B)	19174044837	17620725310
Total (A+B)	26472963908	26232916117

Asstt. Registrar (Fin.-II)

932

Finance Officer


Treasurer


UNIVERSITY OF DELHI
SCHEDULES FORMING PART OF BALANCE SHEET AS AT 31-03-2017


SCHEDULE - 3 (a) SPONSORED PROJECTS

							Amount in ₹	
1	2	3	4	5	6	7	8	
Sr. No.	Name of the Project	Opening Balance		Receipts/Recoveries during the year	Total	Expenditure during the year	Closing Balance	
		Credit	Debit				Credit	Debit
1	Research Scheme A/c (298650)	406681435		161378265	568059700	132395811	435663889	
2	IASE Scheme A/c (Educ) (295853)	1632311		2525000	4157311	1805266	2352045	
3	Research Scheme A/c (SDC) (546386)	616195766		274708715	890904481	258700635	632203846	
4	B.R.A. Project A/c (298264)	40453369		29874880	70328249	31517317	38810932	
5	Young Research Scientist A/c (298593)	185046722		137764409	322811131	74168318	248642813	
6	CEMDE\Bio-Diversity Park (DDA)	20303566		65185093	85488659	56604721	28883938	
Total		1270313169		671436362	1941749531	555192068	1386557463	

1. The Projects may be listed agency-wise, with sub-totals for each agency.
2. The total of Col. (credit) will appear under the above head on the liabilities side of the Balance Sheet (Schedule 3).
3. The total of Col. 9 (Debit) will appear as Receivables in Schedule 8, Loans, Advances and Deposits, on the Assets side of the Balance Sheet.


Asstt. Registrar (Fin.-II)


Finance Officer


Treasurer

UNIVERSITY OF DELHI
SCHEDULES FORMING PART OF BALANCE SHEET AS AT 31-03-2017

SCHEDULE 3(b) SPONSORED FELLOWSHIPS AND SCHOLARSHIPS

Sr. No	Name of Sponsor	Amount in ₹					
		Opening Balance As on 01.04.16		Transactions During the year		Closing Balance As On 31.03.17	
		3	4	5	6	7	8
1	2	CR.	DR.	CR.	DR.	CR.	DR.
1	CSIR Fellowship (298413)	14840013		102967217	76480325	41326905	
2	UGC Fellowship (298560)	0	21812589	192636226	202015849	0	31192212
3	Other Bodies Scholarship (298707)	19359725		48552297	40625425	27286597	
4	CSIR Fellowship (SDC) (545269)	271778		12500000	11315452	1456326	
5	UGC Fellowship (SDC) (545258)	808046		7400000	4707501	3500545	
Total		35279562	21812589	364055740	335144552	73570373	31192212

Note:

1. The total of Column 7, (Credit) will appear under the above head, on the liabilities side of the Balance Sheet (Schedule 3).
2. The total of Column 8 (Debit) will appear as Receivables on the Assets side of the Balance Sheet in Schedule 5 (Loans, Advances and Deposits).

Yan
Asstt. Registrar (Fin.-II)

[Signature]
Finance Officer

[Signature]
Treasurer

UNIVERSITY OF DELHI
SCHEDULES FORMING PART OF BALANCE SHEET AS AT 31-03-2017

SCHEDULE 3(c) UNUTILISED GRANTS FROM UGC, GOVERNMENT OF INDIA AND STATE GOVERNMENTS

		Current Year	Amount in ₹ Previous Year
A. Plan grants: Government of India			
Balance B/F			
Add: Receipts during the year			
	Total(a)	0	0
Less: Refunds			
Less: Utilized for Revenue Expenditure			
Less: Utilized for Capital Expenditure			
	Total (b)	0	0
Unutilized carried forward (a-b)		0	0
B. UGC grants Plan			
Balance B/F		7146469470	7156385397
Add: Receipts during the year		507825824	525128255
	Total(c)	7654295294	7682512752
Less: Refunds		0	
Less: Utilized for Revenue Expenditure		272076870	445951403
Less: Utilized for Capital Expenditure		1681021293	57308871
	Total (d)	1831693103	5232604781
Unutilized carried forward (c-d)		5822602191	7129847971

[Signature]
Asstt. Registrar (Fin-II)

[Signature]
Finance Officer

[Signature]
Treasurer

UNIVERSITY OF DELHI
SCHEDULES FORMING PART OF BALANCE SHEET AS AT 31-03-2017

	Amount in ₹	
C. UGC Grants non-Plan		
Balance B/F	0	
Add: Receipts during the year	4335230000	4339479000
	Total(e)	4335230000
Less: Refunds	0	0
Less: Utilized for Revenue Expenditure	4263272809	4257942072
Less: Utilized for Capital Expenditure	71957191	81536928
	Total (f)	4335230000
Unutilized carried forward (e-f)	0	0
D. Grants from state govt.		
Balance B/F	0	0
Add: Receipts during the year	0	0
	Total(g)	0
Less: Refunds	0	0
Less: Utilized for Revenue Expenditure	0	0
Less: Utilized for Capital Expenditure	0	0
	Total (h)	0
Unutilized carried forward (g-h)	0	0
Grand Total(A+B+C+D)	5721197138	7146169470

Notes:-

Unutilized grants includes advances on Capital Account

Unutilized grants include grants received in advance for the next year

Unutilized grants are represented on the Assets side by Bank Balances, Short term Deposits with Banks and Advances on Capital Account

[Signature]
Asstt. Registrar (Fin.-II)

[Signature]
Finance Officer

[Signature]
Treasurer

UNIVERSITY OF DELHI
SCHEDULES FORMING PART OF BALANCE SHEET AS AT 31-03-2017

SCHEDULE 4 - FIXED ASSETS

										Amount in ₹
Sr.No.	Assets Heads	Rate of Dep	W.D.V. at the beginning of the year	Additions during the year	Deductions\Sale during the year	Cost\Value at the year end	Depreciation Related to prior period	Depreciation for the year	W.D.V. as at 31.03.2017	W.D.V. as at 31.03.2016
1	Land		19716892	0	0	19716892		0	19716892	19716892
2	Site Development/Minor work		0	0	0	0		0	0	0
3	Buildings	5%	719893102	8209007	0	728102109		36405105	691697004	719893102
4	Roads & Bridges		0	0	0	0		0	0	0
5	Tube wells & Water Supply		0	0	0	0		0	0	0
6	Sewerage & Drainage		0	0	0	0		0	0	0
7	Electrical installation and equipment		0	0	0	0		0	0	0
8	Plant & Machinery	20%	214081968	61223031	312526	274992473		54998495	219993978	214081968
9	Scientific & Laboratory Equipment	40%	115669363	89462232	3878	205127717		82051087	123076630	115669363
10	Office Equipment		0	0	0	0		0	0	0
11	Audio Visual Equipment	50%	423315	471384	1	894698		447349	447349	423315
12	Computers & Peripherals	40%	75227665	1552440675	5696	1627652644	1195708575	172781628	259172441	75227665
13	Furniture, Fixtures & Fittings	25%	89726629	33785361	32967	123479023		30869756	92609267	89726629
14	Sports Equipment	50%	57547	0	0	57547		28774	28773	57547
15	Vehicles	25%	1772754	0	2999	1769755		442439	1327316	1772754
16	Lib. Books & Scientific Journals	50%	37816283	29976069	25	67792327		33896163	33996105	37816283
17	Small Value Assets		0	0	0	0		0	0	0
18	Work of Art		3310000	0	0	3310000		0	3310000	3310000
Total (A)			1277695518	1775567759	358092	3952965184	1195708575	411920796	1445275815	1277695518
19	Capital Work in Progress (B)		4065825877	0	0	4065825877		0	4065825877	4065825877
<hr/>										
Sr.No.	Intangible Assets	Rate of Dep	W.D.V. at the beginning of the year	Additions during the year	Deductions\Sale during the year	Cost\Value at the year end	Depreciation Related to prior period	Amortisation for the year	W.D.V. as at 31.03.2017	W.D.V. as at 31.03.2016
20	Computer Software	40%	4972221	291348	0	5263569		2101476	1871745	4972221
21	E-Journals	25%	0	0	0	0		0	0	0
22	Patents	25%	0	0	0	0		0	0	0
Total (C)			4972221	291348	0	5263569		2101476	1871745	4972221
Grand Total (A+B+C)			5348511377	1775859107	358092	7124040546	1195708575	414037702	5516294271	5348511377
Previous year (2015-16)			5376363310	264423762	1483734	5639303338		290791961	5348511377	

Note: The figure of 'Deductions' under 'Gross Block' against the head 'Capital Work in Progress' represents the transfer from Work in Progress to Assets during the year. The figure of 'Additions' during the year under 'Gross Block' against Assets 1 to 18 and under the head 'Capital Work in Progress' during the year represents further acquisitions during the year.

[Signature]
Asstt. Registrar (Fin.-II)

[Signature]
Finance Officer

[Signature]
Treasurer

UNIVERSITY OF DELHI
SCHEDULES FORMING PART OF BALANCE SHEET AS AT 31-03-2017

SCHEDULE 4A - PLAN

										Amount in ₹
Sr.No.	Assets Heads	Rate of Dep	W.D.V. at the beginning of the year	Additions during the year	Deductions\Sale during the year	Cost\Value at the year end	Depreciation Related to prior period	Depreciation for the year	W.D.V. as at 31.03.2017	W.D.V. as at 31.03.2016
1	Land		0	0	0	0		0	0	0
2	Site Development/Minor work		0	0	0	0		0	0	0
3	Buildings	5%	277775005	1892395	0	279667400		13983370	265684030	277775005
4	Roads & Bridges		0	0	0	0		0	0	0
5	Tube wells & Water Supply		0	0	0	0		0	0	0
6	Sewerage & Drainage		0	0	0	0		0	0	0
7	Electrical installation and Equipment		0	0	0	0		0	0	0
8	Plant & Machinery	20%	106161305	31992603	0	138153908		27630782	110523126	106161305
9	Scientific & Laboratory Equipment	40%	65177299	57391578	0	122568877		49027551	73541326	65177299
10	Office Equipment		0	0	0	0		0	0	0
11	Audio Visual Equipment	50%	201746	471384	0	673130		336565	336565	201746
12	Computers & Peripherals	40%	46111872	1545330934	0	1591442806	1195708575	158293692	237440539	46111872
13	Furniture, Fixtures & Fittings	25%	31267927	17052160	0	48320087		12080022	36240065	31267927
14	Sports Equipment	50%	0	0	0	0		0	0	0
15	Vehicles	25%	549439	0	0	549439		137360	412079	549439
16	Lib. Books & Scientific Journals	50%	4342203	6870819	0	11213022		5606511	5606511	4342203
17	Small Value Assets		0	0	0	0		0	0	0
18	Work of Art		1310000	0	0	1310000		0	1310000	1310000
Total (A)			532896796	1661001873	0	2193898669	1195708575	267095853	731094241	532896796
19	Capital Work in Progress (B)		804296182	0	0	804296182		0	804296182	804296182
Sr.No.	Intangible Assets	Rate of Dep	W.D.V. at the beginning of the year	Additions during the year	Deductions\Sale during the year	Cost\Value at the year end	Depreciation Related to prior period	Amortization for the year	W.D.V. as at 31.03.2017	W.D.V. as at 31.03.2016
20	Computer Software	40%	0	0	0	0		0	0	0
21	E-journals	25%	0	0	0	0		0	0	0
22	Patents	25%	0	19360	0	19360		4840	14520	0
Total (C)			0	19360	0	19360		4840	14520	0
Grand Total (A+B+C)			1337192978	1661021233	0	2998214211	1195708575	267100693	1535404943	1337192978
Previous year (2015-16)			1377332688	90362873	0	1467695561		130502583	1337192978	

Asstt. Registrar (Fin.-II)

Finance Officer

Treasurer

UNIVERSITY OF DELHI
SCHEDULES FORMING PART OF BALANCE SHEET AS AT 31-03-2017

SCHEDULE 4B - NON PLAN

									Amount in ₹
Sr.No.	Assets Heads	Rate of Dep	W.D.V. at the beginning of the year	Additions during the year	Deductions\Sale during the year	Cost\Value at the year end	Depreciation for the year	W.D.V. as at 31.03.2017	W.D.V. as at 31.03.2016
1	Land		19716892	0	0	19716892	0	19716892	19716892
2	Site Development/Minor work		0	0	0	0	0	0	0
3	Buildings	5%	359545860	5917837	0	365463697	18273185	347190512	359545860
4	Roads & Bridges		0		0	0	0	0	0
5	Tube wells & Water Supply		0	0	0	0	0	0	0
6	Sewerage & Drainage		0	0	0	0	0	0	0
7	Electrical installation and Equipment		0	0	0	0	0	0	0
8	Plant & Machinery	20%	73387401	9905093	312526	82979968	16595994	66383974	73387401
9	Scientific & Laboratory Equipment	40%	14889905	14343116	3878	29229143	11691657	17537486	14889905
10	Office Equipment		0	0	0	0	0	0	0
11	Audio Visual Equipment	50%	36441	0	1	36440	18220	18220	36441
12	Computers & Peripherals	40%	23814572	4523700	5696	28332576	11333030	16999546	23814572
13	Furniture, Fixtures & Fittings	25%	48447650	14835438	32967	63250121	15812530	47437591	48447650
14	Sports Equipment	50%	57360	0	0	57360	28680	28680	57360
15	Vehicles	25%	1223314	0	2999	1220315	305079	915236	1223314
16	Lib. Books & Scientific Journals	50%	32707412	22193622	25	54901009	27450505	27450504	32707412
17	Small Value Assets		0	0	0	0	0	0	0
18	Work of Art		0	0	0	0	0	0	0
Total (A)			573826807	71718806	358092	645187521	101508880	543678641	573826807
19	Capital Work in Progress (B)		0	0	0	0	0	0	0
Sr.No.	Intangible Assets	Rate of Dep	W.D.V. at the beginning of the year	Additions during the year	Deductions\Sale during the year	Cost\Value at the year end	Amortization for the year	W.D.V. as at 31.03.2017	W.D.V. as at 31.03.2016
20	Computer Software	40%	4860403	238385	0	5098788	2039515	3059273	4860403
21	E-journals	25%	0	0	0	0	0	0	0
22	Patents	25%	17761	0	0	17761	4440	13321	17761
Total (C)			4878164	238385	0	5116549	2043955	3072594	4878164
Grand Total (A+B+C)			578704971	71957191	358092	650304070	103552835	546751235	578704971
Previous year (2015-16)			614329470	81536928	1483734	694382664	115677693	578704971	

Asstt. Registrar (Fin.-II)

Finance Officer


Treasurer


UNIVERSITY OF DELHI
SCHEDULES FORMING PART OF BALANCE SHEET AS AT 31-03-2017

SCHEDULE 4 C - INTANGIBLE ASSETS

									Amount in ₹
Sr.No.	Assets Heads	Rate of Dep	W.D.V. at the beginning of the year	Additions during the year	Deductions\Sale during the year	Cost\Value at the year end	Depreciation/ Amortization for the year	W.D.V. as at 31.03.2017	W.D.V. as at 31.03.2016
1	Patents & Copyrights	25%	17761	28160	0	45921	11480	34441	17761
2	Computer Software	40%	4972221	291343	0	5263564	2105426	3158138	4972221
3	E-Journals	25%	0	0	0	0	0	0	0
Total			4989982	319503	0	5309485	2116906	3192579	4989982
Previous year (2015-16)			7655275	655441	0	8310716	3320734	4989982	


Asstt. Registrar (Fin-II)


Finance Officer


Treasurer

UNIVERSITY OF DELHI
SCHEDULES FORMING PART OF BALANCE SHEET AS AT 31-03-2017

SCHEDULE 4(C) (I) PATENTS AND COPYRIGHTS	Amount in ₹					
	Op. Balance	Addition	Gross	Amortization	Net Block 20.....	Net Block 20.....
A. Patents Granted						
1. Balance as on 31.03.14 of Patents obtained in 2008-09 (Original Value - Rs.../-)	----	----	----	----	----	----
2. Balance as on 31.03.14 of Patents obtained in 2010-11 (Original Value - Rs.../-)	----	----	----	----	----	----
3. Balance as on 31.03.14 of Patents obtained in 2012-13 (Original Value - Rs.../-)	----	----	----	----	----	----
4. Patents granted during the Current Year	----	----	----	----	----	----
Total	----	----	----	----	----	----
Particulars						
	Op. Balance	Addition	Gross	Patents Granted/Rejecte	Net Block 2013-14	Net Block 2012-13
A. Patents Pending in respect of Patents applied for						
1. Expenditure incurred during 2009-10 to 2011-12	----	----	----	----	----	----
2. Expenditure incurred during 2012-13	----	----	----	----	----	----
3. Expenditure incurred during 2013-14	----	----	----	----	----	----
Total	----	----	----	----	----	----
C. Grand Total (A+B)						
	----	----	----	----	----	----

Note : The Addition in Part A (Patents granted), will be the figure of patents granted during the year, transferred from Part B (column-Patents granted/rejected). The amount against grants rejected during the year is written off in the income and Expenditure Account

Asstt. Registrar (Fin.-II)

Finance-Officer

Treasurer

UNIVERSITY OF DELHI
SCHEDULES FORMING PART OF BALANCE SHEET AS AT 31-03-2017

SCHEDULE 4D - OTHERS

									Amount in ₹
Sr.No.	Assets Heads	Rate of Dep	W.D.V. at the beginning of the year	Additions during the year	Deductions\Sale during the year	Cost\Value at the year end	Depreciation for the year	W.D.V. as at 31.03.2017	W.D.V. as at 31.03.2016
1	Land		0	0	0	0	0	0	0
2	Site Development/Minor work		0	0	0	0	0	0	0
3	Buildings	5%	82572238	398775	0	82971013	4148551	78822462	82572238
4	Roads & Bridges		0	0	0	0	0	0	0
5	Tube wells & Water Supply		0	0	0	0	0	0	0
6	Sewerage & Drainage		0	0	0	0	0	0	0
7	Electrical installation and Equipment		0	0	0	0	0	0	0
8	Plant & Machinery	20%	34533262	19325335	0	53858597	10771719	43086878	34533262
9	Scientific & Laboratory Equipment	40%	35602159	17727538	0	53329697	21331879	31997818	35602159
10	Office Equipment		0	0	0	0	0	0	0
11	Audio Visual Equipment	50%	185127	0	0	185127	92564	92563	185127
12	Computers & Peripherals	40%	5301221	2586041	0	7887262	3154905	4732357	5301221
13	Furniture, Fixtures & Fittings	25%	10011052	1897763	0	11908815	2977204	8931611	10011052
14	Sports Equipment	50%	186	0	0	186	93	93	186
15	Vehicles	25%	1	0	0	1	0	1	1
16	Lib. Books & Scientific Journals	50%	766666	911628	0	1678294	839147	839147	766666
17	Small Value Assets		0	0	0	0	0	0	0
18	Work of Art		2000000	0	0	2000000	0	2000000	2000000
Total (A)			170971912	42847080	0	213818992	43316062	170502930	170971912
19	Capital Work in Progress (B)		3261529695	0	0	3261529695	0	3261529695	3261529695
Total (A+B)			3278601607	42847080	0	213818992	43316062	170502930	170971912
Sr.No.	Intangible Assets	Rate of Dep	W.D.V. at the beginning of the year	Additions during the year	Deductions\Sale during the year	Cost\Value at the year end	Amortization for the year	W.D.V. as at 31.03.2017	W.D.V. as at 31.03.2016
20	Computer Software	40%	111818	52958	0	164776	65910	98866	111818
21	E-journals	25%	0	0	0	0	0	0	0
22	Patents	25%	0	8800	0	8800	2200	6600	0
Total (C)			111818	61758	0	173576	68110	105466	111818
Grand Total (A+B+C)			3432613425	42908838	0	3475522263	43384172	3432138091	3432613425

Note: The additions during the year include additions from :

Gifted	1199
Project Close	30189637
Misc. Accounts Fund	8393305
Other Earmarked Fund	4324697
Total	42908838

Asstt. Registrar (Fin.-II)

942


Finance Officer


(16)


Treasurer

UNIVERSITY OF DELHI
SCHEDULES FORMING PART OF BALANCE SHEET AS AT 31-03-2017

SCHEDULE 5 - INVESTMENTS FROM EARMARKED/ENDOWMENT FUNDS	Amount in ₹	
	Current Year	Previous Year
1. In Central Government Securities	247900000	345500000
2. In State Government Securities	----	----
3. Other approved Securities	----	----
4. Shares	83000	83000
5. Debentures and Bonds	----	----
6. Term Deposits with Banks	----	----
7. Others (to be specified)	----	----
Total	247983000	345583000


Asstt. Registrar (Fin.-II)



Finance Officer



Treasurer


UNIVERSITY OF DELHI
SCHEDULES FORMING PART OF BALANCE SHEET AS AT 31-03-2017

SCHEDULES 5 (A) INVESTMENTS FROM EARMARKED/ENDOWMENT FUNDS (FUNDS WISE)

Sl. No.	Funds	Amount in ₹	
		Current Year	Previous Year
1	Misc. Accounts - Govt. Securities	18000000	26000000
2	Publications - Govt. Securities	300000	400000
3	Endowment Fund - Govt. Securities	185600000	254600000
4	Other Earmarked Fund - Govt. Securities	44000000	64500000
5	Endowment Fund - Shares	83000	83000
Total		247983000	345583000


Asstt. Registrar (Fin.-II)


Finance Officer



Treasurer

Note : The Total in this sub schedule will agree with the total in Schedule 5.

UNIVERSITY OF DELHI
SCHEDULES FORMING PART OF BALANCE SHEET AS AT 31-03-2017

SCHEDULE 6 - INVESTMENT -OTHERS	Amount in ₹	
	Current Year	Previous Year
1. In Central Government Securities	----	----
2. In State Government Securities	----	----
3. Other approved Securities	----	----
4. Shares	----	----
5. Debentures and Bonds	----	----
6. Other (to be specified)	----	----
TOTAL	----	----


Asstt. Registrar (Fin.-II)


Finance Officer


Treasurer

UNIVERSITY OF DELHI
SCHEDULES FORMING PART OF BALANCE SHEET AS AT 31-03-2017

<u>SCHEDULE 7 - CURRENT ASSETS</u>	Current Year	Amount in ₹ Previous Year
1. Stock		
a) Stores and Spares	----	----
b) Loose Tools	----	----
c) Publication	----	----
d) Laboratory chemicals, consumables and glass ware	----	----
e) Building material	----	----
f) Electrical material	----	----
g) Stationery	12715923	----
h) Water supply material	----	----
i) Liveries	196474	----
j) Drugs and Medicines	3895059	----
k) Answer Sheet	15012418	----
2. Sundry Debtors :		
a) Others Outstanding for a period exceeding six months	----	----
b) Others	----	----
3. Cash and Bank Balance		
a) With Scheduled Banks :		
-In Current Accounts	65626464	69881547
-In Term Deposit Accounts	10123882586	9716383113
-In Savings Accounts	1228784221	1040611971
b) With non-Scheduled Banks :		
-In Term Deposit Accounts	----	----
-In Savings Accounts	----	----
c) Cash Balance in hand (including cheques\drafts) :	943500	983500
4. Post Office Savings Accounts	----	----
TOTAL	11451056645	10827860131

Note : Annexure "A" shows the details of Bank Accounts


Asstt. Registrar (Fin.-II)


Finance Officer


Treasurer

UNIVERSITY OF DELHI
 SCHEDULES FORMING PART OF BALANCE SHEET AS AT 31-03-2017

I	Current Year	Amount in ₹ Previous Year
I Current Account		
1 B R Amedkar Centre General Fund A/c	23578	8189
2 ICICI Bank A/c	1050992	11231597
3 SBI Law Centre II	134017	45824
4 SBI MG I	23875210	9934317
5 SBI MG II	10745135	6497782
6 SBI MG III	6280127	18215818
7 SDC Examination A/c	206339	3754753
8 SDC General Fund A/c	1138055	764492
9 Sponsored Project Bank A/c	2352045	1632311
10 Plan Current A/c	3545965	13855603
11 Current A/cs of Earmarked Fund	16275001	3940860
	65626464	69881547
II Savings Bank Accounts		
1 External Candidate Cell A/c	549733	5382691
2 NCWEB A/c	4909267	4583219
3 SBI Departmental Receipt A/c	5799288	799244
4 SBI General Fund A/c	387974175	374329796
5 SBI Medical Reimbursement A/c	3390707	3432754
6 Sponsored Project Bank A/c	279967106	168115128
7 Sponsored Fellowship and Scholarship	75189415	63090664
8 Plan Savings A/c	45532299	57702884
9 Savings A/cs of Earmarked Fund	415614087	363170776
10 CPF Account refundable to UGC	17691	4815
11 IDBI Bank A/c	9840452	-----
	1228784221	1040611971
III Term Deposit Accounts		
1 FDR from Earmarked Fund(including margin money)	4928401148	4436580610
2 FDR from UGC Refundable A/c	16858487	15685000
3 FDR from ACBR A/c	918073	703553
4 FDR from Social Work A/c	2660351	2660351
5 FDR from Maintenance Grants	700000000	830000000
6 Sponsored Project Bank A/c	872243493	934498766
7 Sponsored Fellowship and Scholarship	25000000	-----
8 FDR From Plan A/c (including margin money)	3567801034	3496254833
9 FDR From ICICI Bank A/C	10000000	-----
	10123882586	9716383113

Asstt. Registrar (Fin.-II)

947

Finance Officer

Treasurer

UNIVERSITY OF DELHI
SCHEDULES FORMING PART OF BALANCE SHEET AS AT 31-03-2017

SCHEDULE 8 - LOANS, ADVANCES & DEPOSITS	Amount in ₹	
	Current Year	Previous Year
1. Advances to employees (Non-interest bearing)		
a) Salary	----	----
b) Festival	937252	1351902
c) Medical Advance	53000	504,000
d) Leave Travel Concession	4047511	6518738
e) Other (to be specified)	----	----
2. Long Term Advances to employees (Interest bearing)		
a) Vehicle Loan/Conveyance/Computer	1180920	1302085
b) Home Loan/HBA	1936830	2678255
c) Others (to be specified)	----	----
3. Advances and other amounts recoverable in cash or in kind or for value to be received		
a) On Capital Account	----	----
b) to Suppliers	----	----
c) Delhi University Pension Accounts	2980000	2980000
d) Delhi University Press	17395000	17395000
e) Sir Shankar Lal Chair in Chemistry Fund A/c	1100000	1100000
f) Other Advance out of Earmarked Funds	16144059	24530307
g) Other Advance out of Maintenance Grant A/c	685292917	589657643
h) Other Advances out of Sponsored Projects	144291005	165865271
i) Advance from Plan A/c	1983897742	3413653773
j) Others	1151924	1063463
4. Prepaid Expenses		
a) Insurance	----	----
b) Other Expenses	13842119	31302664
5. Deposits		
a) Telephone	----	----
b) Lease Rent	----	----
c) Electricity	20805300	20794500
d) AICTE, if applicable	----	----
e) DESU (Security)	4795	4795
f) Others	202373	52373
6. Income Accrued:		
a) On Investments from Earmarked/Endowment Funds	197205012	119198173
b) On Investments from ACBR/ UGC Refundable A/c	----	210917
c) On Investments from UGC Refundable A/c	153561	183210
d) On Investments from Sponsored Projects	87703814	56201693
e) On Investments from Sponsored Fellowship and Scholarship	2188746	376309
f) On Investments from Plan	120889004	165002377
g) On Investments from MGI.e(ICICI, SDC)	6616367	----
h) On Loans and Advances	----	----
i) Others (includes income due unrealized)	150,000	----
7. Other - Current Assets receivable from UGC/sponsored projects		
a) Debit balances in Sponsored Projects	----	----
b) Debit balances in Sponsored Fellowships & Scholarships	31192212	21812589
c) Grants Receivable	----	----
d) Other receivables	----	105176
8. Claims Receivable	----	----
TOTAL	3341361463	4643845213

Note :

1. If revolving funds have been created for House Building, Computer and Vehicle advances to employees, the advances will appear as part of Earmarked/Endowment Funds. The balances against those interest-bearing advances will not appear in this schedule.

Asstt. Registrar (Fin-II)

948

Finance Officer

Treasurer

UNIVERSITY OF DELHI
SCHEDULES FORMING PART OF INCOME & EXPENDITURE FOR THE YEAR ENDED 31-03-2017

SCHEDULE - 9 ACADEMIC RECEIPTS	Current Year	Amount in ₹ Previous Year
FEES FROM STUDENTS		
Academic		
1. Tuition fee	17980348	12748817
2. Admission Fee	2344991	5304278
3. Enrolment fee	14270108	66067298
4. Library Admission fee	1830082	744536
5. Laboratory fee	89605	85738
6. Sports and Athletic Association Fee	10072489	10856058
7. Computer Fee	887500	228000
8. Arts & Craft Fee	-----	-----
9. Registration fee	105705230	39150
10. Syllabus fee	-----	-----
11. Other Fees	27854021	145544277
Total (A)	181034374	241618152
Examinations		
1. Admission Test Fee	-----	-----
2. Annual Examination Fee	715006643	698972386
3. Mark sheet, certificate Fee	16026730	14018100
4. Entrance Examination Fee	29428805	60551778
Total (B)	760462178	773542264
Other Fees		
1. Identity card Fee	-----	-----
2. Fine/Miscellaneous Fee	-----	-----
3. Medical Fee	-----	-----
4. Transportation Fee	-----	-----
5. Hotel Fee	-----	-----
Total (C)	0	0
Sale of Publications		
1. Sale of Admission forms	-----	-----
2. Sale of syllabus and Question Paper, etc.	-----	-----
3. Sale of prospectus including admission forms	12544233	14065440
Total (D)	12544233	14065440
Other Academic Receipts		
1. Registration fee for workshops, programmes	-----	-----
2. Registration fees (Academic Staff College)	-----	-----
Total (E)	0	0
GRAND TOTAL (A+B+C+D+E)	954040785	1029225856

[Signature]
 Asstt. Registrar (Fin.-II)

[Signature]
949
 Finance Officer

[Signature]
 Treasurer

UNIVERSITY OF DELHI
SCHEDULES FORMING PART OF INCOME & EXPENDITURE FOR THE YEAR ENDED 31-03-2017

SCHEDULE 10- GRANTS/SUBSIDIES (IRREVOCABLE GRANTS RECEIVED)

Particulars	Amount in ₹						
	Govt. of India	Plan		Total Plan	Non Plan UGC	Current Year Total	Previous Year Total
		Plan	UGC Specific Schemes				
Balance B/F		7146469470		7146469470		7146469470	7156385397
Add: Receipts during the year		507825821	0	507825821	4335230000	4843055821	4865607355
Total		7654295291	0	7654295291	4335230000	11989525291	12021992752
Less : Refund to UGC Balance				0		0	0
Less : Utilized for Capital expenditure (A)		1661021233	0	1661021233	71957191	1732978424	171899801
Balance		5993274058	0	5993274058	4263272809	10256546867	11850092951
Less: utilized for Revenue Expenditure (B)		272076870	0	272076870	4263272809	4535349679	4703623481
Balance C/F (C)	-	5721197188	0	5721197188	0	5721197188	7146469470

- A- Appears as addition to Capital Fund as well as additions to Fixed Assets during the year.
 B- Appears as income in the Income & Expenditure Account.
 C- (I) Appears under Current Liabilities in the Balance Sheet and will become the opening balance next year.


 Asstt. Registrar (Fin.-II)


 Finance Officer


 Treasurer

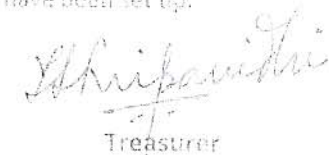
UNIVERSITY OF DELHI
SCHEDULES FORMING PART OF INCOME & EXPENDITURE FOR THE YEAR ENDED 31-03-2017

SCHEDULE 11- INCOME FROM INVESTMENTS	Earmarked/Endowment Funds		Other Investments	
	Current Year	Previous Year	Current Year	Previous Year
	Amount in ₹			
1. Interest				
a. On Government Securities	----	----	----	----
b. Other Bonds/Debentures	----	----	----	----
2. Interest on Term Deposits	389466567	383719616	44491931	18720318
3. Income accrued but not due on Term Deposits/Interest bearing advances to employees.	----	----	----	----
4. Interest on Saving Bank Accounts	9367793	21116350	----	----
5. Others (Specify)	----	----	----	----
Total	398834360	404835966	44491931	18720318
Transferred to Earmarked/Endowment Funds	398834360	404835966		

Note: Interest accrued but not due on Term Deposits from HBA Fund, conveyance advance fund and Computer Advance fund and on interest bearing advances to employees will be included here (Item 3), only where revolving funds (EMF) for such advances have been set up.



Asstt. Registrar (Fin.-II)



Finance Officer


Treasurer

UNIVERSITY OF DELHI
SCHEDULES FORMING PART OF INCOME & EXPENDITURE FOR THE YEAR ENDED 31-03-2017

SCHEDULE 12 - INTEREST EARNED	Amount in ₹	
	Current Year	Previous Year
1. On Savings Accounts with scheduled banks	10757610	12445873
2. On Loans		
a. Employee/Staff	----	----
b. Others	----	----
3. On Debtors and Other Receivables	----	----
Total	10757610	12445873


Asstt. Registrar (Fin.-II)


Finance Officer


Treasurer

Note:

1. The amount against item 1, in respect of Bank Accounts of Earmarked/Endowment Funds is dealt with in Schedule 11 (First Part) and Schedule 2.
2. Item 2(a) is applicable only if Revolving funds have not been constituted for such advances.

UNIVERSITY OF DELHI
SCHEDULES FORMING PART OF INCOME & EXPENDITURE FOR THE YEAR ENDED 31-03-2017

SCHEDULE 13 - OTHER INCOME

A. Income from Land & Building	Amount in ₹	
	Current Year	Previous Year
1. Rent from Building/Land etc.	5548000	4397265
2. License fee	17106751	11347017
3. Hire Charges of Auditorium/Play ground/Convention Centre, etc.	-----	-----
4. Electricity charges recovered	-----	-----
5. Water charges recovered	-----	-----
Total (A)	22654751	15744282
B. Sale of Institute's publications		
C. Income from holding events		
1. Gross Receipts from annual function/sports carnival	-----	-----
Less : Direct expenditure incurred on the annual function/sports carnival	-----	-----
2. Gross Receipts from fest	-----	-----
Less : Direct expenditure incurred on the fest	-----	-----
3. Gross Receipts for educational tours	-----	-----
Less : Direct expenditure incurred on the tours	-----	-----
4. Others (to be specified and separately disclosed)	-----	-----
Total (C)	-----	-----
D. Others		
1. Income from consultancy	-----	-----
2. RTI fee	19777	26965
3. Income from Royalty	-----	-----
4. Sale of application form (recruitment)	0	7650
5. Misc. receipts (Sale of tender form, waste paper, etc.)	473820	879624
6. Profit on Sale/disposal of Assets	-----	-----
a) Owned assets	-----	-----
b) Assets received free of cost	-----	-----
7. Grants/Donations from Institutions, Welfare Bodies and International Organizations	-----	-----
8. Health Centre Contribution	31825567	31579859
9. Leave Salary & Pension Contribution	0	17814448
10. Others (Specify)	8010606	14592210
Total (D)	40329770	64900756
GRAND TOTAL (A+B+C+D)	62984521	80645038

Asstt. Registrar (Fin.-II)

953

Finance Officer

Treasurer

UNIVERSITY OF DELHI
SCHEDULES FORMING PART OF INCOME & EXPENDITURE FOR THE YEAR ENDED 31-03-2017

SCHEDULE 14- PRIOR PERIOD INCOME

Particulars	Amount in ₹	
	Current Year	Previous Year
1. Academic Receipts	----	----
2. Income from Investments	----	----
3. Interest earned	----	----
4. Other Income	----	----
Total	----	----

Asstt. Registrar (Fin.-II)

Finance Officer

Treasurer

UNIVERSITY OF DELHI
SCHEDULES FORMING PART OF INCOME & EXPENDITURE FOR THE YEAR ENDED 31-03-2017

SCHEDULE - 15 STAFF PAYMENTS & BENEFITS (ESTABLISHMENT EXPENSES)

Particulars	Amount in ₹					
	Current Year			Previous Year		
	Plan	Non Plan	Total	Plan	Non Plan	Total
a) Salaries and Wages						
Teaching staff	11201867	1395626962	1406828829	49679059	1289118549	1338797608
Non-Teaching staff	12807878	845372340	858180218	16913123	889213446	906126569
Lower Subordinate staff	125665	253901521	254027186	----	251568833	251568833
b) Allowances and Bonus	----	13857214	13857214	----	4147622	4147622
c) Contribution to Provident Fund	----	4075298	4075298	----	4641093	4641093
d) Contribution to other funds (specify)	----	----	0	----	----	0
e) Staff Welfare Expenses (Liveries)	----	613510	613510	----	2206092	2206092
f) Retirement and Terminal Benefits	621234	2740492121	2741113355	1926265	1905572337	1907498602
g) LTC facility	----	23160413	23160413	----	20805922	20805922
h) Medical facility	----	134485232	134485232	----	126404323	126404323
i) Children Education Allowance	184500	12020646	12205146	327900	12312051	12639951
j) Honorarium	281649	84844483	85126132	462580	46974737	47437317
k) Others	----	----	0	----	----	0
Total	25222793	5508449740	5533672533	69308927	4812904805	4882213732

[Signature]
Asstt. Registrar (Fin.-II)

[Signature]
Finance Officer

[Signature]
Treasurer

UNIVERSITY OF DELHI
SCHEDULES FORMING PART OF INCOME & EXPENDITURE FOR THE YEAR ENDED 31-03-2017

SCHEDULE 15 A - EMPLOYEES RETIREMENT AND TERMINAL BENEFIT

	Amount in ₹				
	Pension	Gratuity	Leave Encashment	Total	Previous year
Opening Balance as on 01.04.16	15517616630	1086698993	1015840343	17620155966	16843799499
Addition : Capitalized value of Contributions Received from other Organizations	13423391	1644209	1625966	16693566	0
Total (a)	15531040021	1088343202	1017466309	17636849532	16843799499
Less: Actual Payment during the Year (b)	911514976	185885272	76013153	1173413401	1049953217
Balance Available on 31.03.17 c (a-b)	14619525045	902457930	941453156	16463436131	15793846282
Provision required on 31.03.17 as per Actuarial Valuation (d)	16984796238	1120240441	1054065434	19159102113	17620155966
A. Provision to be made in the Current year (d-c)	2365271193	217782511	112612278	2695665982	1826309684
B. Contribution to New Pension Scheme	-----	-----	-----	44526139	39082553
C. Medical Reimbursement to Retired Employees	-----	-----	-----	-----	-----
D. Travel to Hometown on Retirement	-----	-----	-----	-----	-----
E. Deposit Linked Insurance Payment	-----	-----	-----	300000	180000
TOTAL (A+B+C+D+E)	2365271193	217782511	112612278	2740492121	1865572237

Note:

1. The total (A+B+C+D+E) in this sub schedule will be the figure against Retirement and Terminal Benefits in Schedule 15.
2. Items B,C,D&E will be accounted on accrual basis and will include bills preferred but outstanding for payment on 31/3/17


Asstt. Registrar (Fin. II)


Finance Officer

Treasurer

UNIVERSITY OF DELHI
SCHEDULES FORMING PART OF INCOME & EXPENDITURE FOR THE YEAR ENDED 31-03-2017

SCHEDULE 16 - ACADEMIC EXPENSES	Amount in ₹					
	Current Year			Previous Year		
	Plan	Non Plan	Total	Plan	Non Plan	Total
a) Laboratory Expenses	31931114	13897265	45828379	31846369	16228822	48075191
b) Field work/Participation in Conferences	1947676	----	1947676	----	----	0
c) Expenses on Seminars/Workshops	2875315	7741503	10616818	2852612	6476881	9329493
d) Award and Scholarships	105925499	1329774	107255273	130797570	932845	131730415
e) Academic Expenses	0	7938393	7938393	34865	1262481	1297346
d) Payment to visiting faculty	216086	0	216086	----	----	0
e) Examination	11400	299881219	299892619	----	286948598	286948598
f) Refund of Fees	----	1552959	1552959	----	892870	892870
g) Entrance Exam	----	24300129	24300129	----	20278275	20278275
f) Student Welfare Expenses	----	----	0	----	----	0
g) Admission Expenses	----	----	0	----	----	0
h) Convocation Expenses	----	----	0	----	----	0
i) Publications	996008	----	996008	899012	----	899012
j) Stipend/means-cum-merit scholarship	----	----	0	----	----	0
k) Subscription Expenses	----	----	0	----	----	0
l) Others (specify)	2778620	----	2778620	4122998	----	4122998
TOTAL	146681718	356641242	503322960	170553426	333020772	503574198


Asstt. Registrar (Fin.-II)


Finance Officer


Treasurer

UNIVERSITY OF DELHI
SCHEDULES FORMING PART OF INCOME & EXPENDITURE FOR THE YEAR ENDED 31-03-2017

SCHEDULE 17 - ADMINISTRATIVE AND GENERAL EXPENSES	Amount in ₹					
	Current Year			Previous Year		
	Plan	Non Plan	Total	Plan	Non Plan	Total
A Infrastructure						
a) Electricity and Power	----	279634317	279634317	----	289663747	289663747
b) Water charges	----	54935426	54935426	----	73511827	73511827
c) Insurance	----	----	0	----	----	0
d) Rent, Rates and Taxes (including property tax)	----	44668728	44668728	----	39385922	39385922
B) Communication						
e) Postage and Telephone	120999	7900267	8021266	74858	12028018	12102876
f) Telephone, Fax and Internet Charges	----	----	0	----	----	0
g) Connectivity Expenses	2904581	57346950	60251531	----	57749535	57749535
C) Others						
h) Printing and Stationery (consumption)	3448548	14143406	17591954	3461265	33507042	36968307
i) Travelling and Conveyance Expenses	17483372	13366714	30850086	6958639	11596075	18554714
j) Hospitality	1485059	----	1485059	1369792	----	1369792
k) Auditors Remuneration	----	----	0	----	----	0
l) Legal & Professional Charges	185169	11014645	11199814	----	11357139	11357139
m) Advertisement and Publicity	85405	0	85405	5530	2941457	2946987
n) Magazines & Journals	791197	68470253	69261450	420142	59487837	59907979
o) Watch & Ward Expenses	908226	77700042	78608268	702136	57445318	58147454
p) House Keeping Expenses	----	47385636	47385636	----	41702093	41702093
q) Games & Sports	286128	6995800	7281928	----	10593937	10593937
r) Medical Expenses	16675	62149569	62166244	47276	64819879	64867155
s) Others/Contingency	4899414	26801851	31701265	5890115	32299179	38189294
TOTAL	32614773	772513504	805128377	18929753	798089005	817018758


[Signature]
Asstt. Registrar (Fin.-II)

[Signature]
Finance Officer

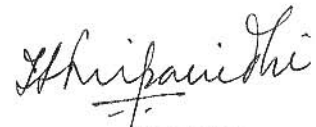
[Signature]
Treasurer

UNIVERSITY OF DELHI
SCHEDULES FORMING PART OF INCOME & EXPENDITURE FOR THE YEAR ENDED 31-03-2017

SCHEDULE - 18 TRANSPORTATION EXPENSES	Amount in ₹					
	Current Year			Previous Year		
	Plan	Non Plan	Total	Plan	Non Plan	Total
1 Vehicles (owned by institution)	----	----	0	----	----	0
a) Running expenses	----	----	0	----	----	0
b) Repairs & maintenance	----	----	0	----	----	0
c) Insurance expenses	----	----	0	----	----	0
2 Vehicles taken on rent/lease	----	----	0	----	----	0
a) Rent/lease expenses	----	----	0	----	----	0
3 Vehicle (Taxi) hiring expenses	5857416	1079093	6936509	2777759	876823	3654582
Total	5857416	1079093	6936509	2777759	876823	3654582


Asstt. Registrar (Fin.-II)


Finance Officer


Treasurer

UNIVERSITY OF DELHI
SCHEDULES FORMING PART OF INCOME & EXPENDITURE FOR THE YEAR ENDED 31-03-2017

SCHEDULE - 19 REPAIRS & MAINTENANCE	Amount in ₹					
	Current Year			Previous Year		
	Plan	Non Plan	Total	Plan	Non Plan	Total
a) Buildings	----	161114197	161114197	----	146437703	146437703
b) Furniture & Fixtures	153085	5491043	5644128	22853	2835277	2858130
c) Plant & Machinery	7210532	15277748	22488280	8784428	18788010	27572438
d) Office Equipment	----	----	0	----	----	0
e) Computers	3019326	----	3019326	4975557	----	4975557
f) Laboratory & Scientific equipment	----	400031	400031	----	345501	345501
g) Audio Visual equipment	----	----	0	----	----	0
h) Cleaning Material & services	----	----	0	----	----	0
i) Book binding charges	----	----	0	----	----	0
j) Gardening	41700	5318752	5360452	32425	4852402	4884827
k) Estate Maintenance	----	----	0	----	----	0
l) Vehicles	----	1823791	1823791	----	1812246	1812246
m) Others (Specify)	----	----	0	----	----	0
	----	----	0	----	----	0
Total	10424643	189425562	199850205	13815263	175071139	188886402

[Signature]
Asstt. Registrar (Fin.-II)

[Signature]
Finance Officer


[Signature]
Treasurer

UNIVERSITY OF DELHI
SCHEDULES FORMING PART OF INCOME & EXPENDITURE FOR THE YEAR ENDED 31-03-2017

Amount in ₹						
SCHEDULE - 20 FINANCE COSTS	Current Year			Previous Year		
	Plan	Non Plan	Total	Plan	Non Plan	Total
a) Bank charges	273703	169860	443563	195475	180745	376220
b) Others (specify)	-----	-----	-----	-----	-----	-----
Total	273703	169860	443563	195475	180745	376220


Asstt. Registrar (Fin.-II)



Finance Officer



Treasurer

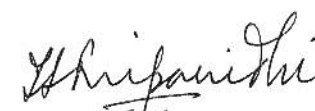
Note:- If the amount is not material, the head Bank charges could be omitted and these could be accounted as Administrative expenses in Schedule 17.

UNIVERSITY OF DELHI
SCHEDULES FORMING PART OF INCOME & EXPENDITURE FOR THE YEAR ENDED 31-03-2017

SCHEDULE - 21 Expenditure on Grants, Subsidies etc.	Current Year			Previous Year		
	Plan	Non Plan	Total	Plan	Non Plan	Total
	Amount in ₹					
a) Provision for Bad and Doubtful Debts/Advances	----	----	----	----	----	----
b) Irrecoverable Balances Written- off	----	----	----	----	----	----
c) Grants/Subsidies to other institutions/organizations	51001824	110484504	161486328	170100806	121853973	291954779
d) Others (specify)	----	----	----	----	----	----
Total	51001824	110484504	161486328	170100806	121853973	291954779


Asstt. Registrar (Fin-II)


Finance Officer


Treasurer

Note:-

Other expenses shall be classified as writes - off, provisions, miscellaneous expenses, loss on sale of investments, loss of fixed assets and loss on sale of fixed assets etc. and disclosed accordingly.

UNIVERSITY OF DELHI
SCHEDULES FORMING PART OF INCOME & EXPENDITURE FOR THE YEAR ENDED 31-03-2017

SCHEDULE 22: PRIOR PERIOD EXPENSES

Particulars	Amount in ₹					
	Current Year			Previous Year		
	Plan	Non Plan	Total	Plan	Non Plan	Total
1 Establishment expenses	0	0	0	----	16843799499	16843799499
2 Academic expenses	----	----	0	----	----	----
3 Administrative expenses	----	----	0	----	----	----
4 Transportation expenses	----	----	0	----	----	----
5 Repairs & Maintenance	----	----	0	----	----	----
6 Other expenses	----	----	0	----	----	----
7. Depreciation related to prior period	1195708575	0	1195708575	----	----	----
Total	1195708575	0	1195708575	----	16843799499	16843799499

Asstt. Registrar (Fin.-II)

Finance Officer

Treasurer

UNIVERSITY OF DELHI
SCHEDULES FORMING PART OF INCOME & EXPENDITURE FOR THE YEAR ENDED 31-03-2017

	Amount in ₹	
Increase/Decrease in Stock	Current year	Previous year
a.) Closing Stock		-
Stationery	12715923	-----
Drugs and Medicines	3895059	-----
Liveries	196474	-----
Answer Sheet	15012418	-----
b.) Less :Opening Stock	-----	-----
Net Increase/Decrease (A-B)	31819874	0

[Signature]
 Asstt. Registrar (Fin.-II)

[Signature]
 Finance Officer

[Signature]
 Treasurer

UNIVERSITY OF DELHI

SCHEDULES FORMING PART OF THE ACCOUNTS FOR THE YEAR ENDED 31ST MARCH 2017

Schedule 23: Significant Accounting Policies

- 1 Basis for Preparation of accounts :
 - a. The financial statements are prepared on the basis of historical cost convention and generally on the accrual method of accounting unless otherwise stated.
- 2 Revenue Recognition :
 - a. Fee from students, Sale of admission forms, tuition fees for each semester and Interest on Savings Bank accounts are accounted for on cash basis.
 - b. During the current financial Year University has changed its policy regarding accounting of Income from Land, Buildings and other Property and Interest on investments from cash basis to accrual basis.
 - c. Interest on interest bearing advances to staff for House Building, Purchase of Vehicles and Computers are accounted for accrual basis every year, though the actual recovery of interest starts after the full repayment of the principal.
- 3 Fixed Assets and Depreciation :
 - a. Fixed assets are stated at cost of acquisition including inward freight, duties, taxes, incidental direct expenses related to acquisition, installation and commissioning less depreciation. Fixed assets received by the University without any consideration has been capitalized in the financial statement at a nominal value i.e., at ₹.One per asset.
 - 3.1 Gifted / donated assets are valued at a nominal value at `Rs. 1/- (One) per asset.
 - 3.2 Books received as gift are valued at a nominal value i.e., at `Rs. 1/- (One) per asset.
 - 3.3 Fixed assets are valued at cost less accumulated depreciation, Depreciation on fixed assets is provided on written down value method as specified in the Guidance Note issued by the Institute of Chartered Accountants of India, at the following rates :

Tangible Assets;

S.No.	Type of Assets	Rate
1	Land	0%
2	Building	5%
3	Furniture & Fixture	25%
4	Scientific Equipment	40%
5	Computer including Printers, UPS etc.	40%
6	Library Books	50%
7	Buses, Vans etc.	30%
8	Cars, Scooters	25%
9	Plant & Machinery including Air-conditioners, Generators, Fire Extinguishers, Telephone, Television sets, Photo copiers, Fax Machines, Water Coolers, Projectors etc.	20%
10	Musical Instruments	50%
11	Sports Equipment	50%

Intangible Assets (amortization):

1	Computer Software	40%
2	Patents	25%

3.4 In respect of additions to fixed assets during the year, depreciation is provided for full year. In respect of sale/deductions from the fixed assets, no depreciation is charged.

3.5 Assets created out of Earmarked Funds where the ownership of such assets vest in the university, are set-up by credit to Capital Fund and merged with the Fixed Assets of the University. Depreciation is charged at the rates applicable to respective assets. Assets purchased out of Project funded by outside agencies remain the property of the concerned funding agency till the project is closed. After closure of the project, the project assets are merged with the Fixed Assets of the University at written down value by debiting respective Fixed Assets account and crediting Capital Fund Account.

3.6 Assets, the individual value of each of which is Rs 5000/- or less (except Library books) are treated as revenue expenditure. However physical accounting and controls are continued by the holders of such assets.

4 Intangible Assets:

Patents, copy rights and computer software are grouped under intangible Assets.

4.1 **Patents:** The expenditure incurred from time to time (application fees, legal expenses etc.) for obtaining Patent is capitalized and shown as part of Intangible assets in the Balance Sheet. If applications for Patents are rejected, the cumulative expenditure incurred on the particular Patent is written off to the Income & Expenditure in the year of application is rejected. The rate of depreciation is provided @ 25% on written down value method.

4.2 Electronic Journals: The amount spent on E- Journals/ periodicals are treated as revenue expenditure to the extent of the benefits utilized in the current year and rest of the amount is accounted in books of account on accrual basis as prepaid expenses.

4.3 Expenditure on acquisition of software has been separated from computer and peripherals and depreciation is provided @ 40% on written down value method w.e.f. *1st April, 2014*.

5 Stocks:

The stock at the end of the year has been valued at the cost and has been shown in Income and Expenditure account under the head of income since the cost incurred on purchase of these items has already been accounted as expenditure.

6 Retirement Benefits :

Retirement Benefits i.e., pension, gratuity and leave encashment are provided on the basis of actuarial valuation as per Accounting Standard -15. Capitalized value of Pension, gratuity and earned leave received from previous employers of Universities employees, who have been absorbed in the university is credited to the respective provision Accounts. Pension and leave salary contribution received in respect of employees on deputation is also credited to the respective provision accounts.

7 Investments :

All Investment are stated at cost.

8 Earmarked/ Endowment Funds :

The Earmarked Fund consisting of Corpus Fund, Housing Building Funds, Conveyance Fund (including computer advances and other such funds) are long term funds and earmarked for specific purposes. Each of the Funds has a separate bank account. Those with large balances also have investment in government securities, debentures and bonds and term deposit with Banks. The income from investment/ advances (house building, conveyance and computer) is accounted on accrued basis and interest on savings bank accounts are credited to the respective fund on cash basis. The expenditure and advances (in the case of housing building conveyance/computers) are debited to the respective funds. The assets created out of earmarked fund where the ownership vests in the institutions, are merged with the assets of the institutions by crediting an equal amount to Capital Fund.

8.1 The balance of respective funds is carried forward on the liability side of the Balance Sheet and is represented by bank balance, advances, Fixed Deposit and investment on the asset side of the Balance Sheet.

8.2 Assets purchased/created out of Earmarked Funds where the ownership of the assets vests in the University, are merged with the fixed assets of the University by debiting respective fixed asset account and crediting Capital Fund account. Depreciation is charged at the rates applicable to the respective assets.

8.3 **Endowment Funds:** Endowment Funds are received from various individual donors, Trust and other Organization, for establishing Chairs and for Medals, Prizes and scholarships, as specified by the donors. The Income from investment of each Endowment Fund is added to the Fund. The expenditure on Medals & Prizes is met from the interest earned on investment of the respective Endowment Funds and the balance is carried forward to next year. In respect of chairs, however, the Corpus of Endowment is also used. The balances are represented by Investment in RBI Bonds and Fixed Deposits and balance in Savings Bank Account common for all Endowments, and Accrued Interest on Investments.

9 Government and UGC Grants :

9.1 Government Grant and UGC grants are accounted for on receipt basis. However, where a sanction for release of grant pertaining to financial year received before 31st March and the grant is actually received in the next financial year, the grant is accounted on accrual basis and an equal amount shown as recoverable from grantor.

9.2 To the extent utilized towards capital expenditure (on accrual basis), grant from UGC are transferred to the capital fund.

9.3 UGC grant for meeting Revenue Expenditure (on accrual basis) are treated to the extent utilized as income of the year in which they are realized.

9.4 Unutilized Grant (including advances paid out of such grants) are carried forward and exhibited as a liability in the Balance Sheet

10 Investments of Earmarked Fund and Interest Income Accrued on such Investments:

To the extent not immediately required for expenditure the amounts available against such funds are invested in approved Securities and Bonds or deposited for fixed term with Banks, leaving the balance in Savings Bank Account.

Interest received, interest accrued and due and interest accrued but not due on such investment are added to the respective funds and not treated as income of the Institution.

11 Sponsored Projects :

11.1 In respect of ongoing sponsored projects the amount received from sponsors are credited to the head Current liabilities and Provisions- Current Liabilities – Other Liabilities – receipt against ongoing sponsored projects. As and when expenditure incurred/ advances are paid against such project, or the concerned project account is debited with allocated overhead charges, the liability account is debited.


11.2 In addition to the earmarked funds for junior research fellowship funded by the UGC fellowship and scholarship are also sponsored by various organizations. These are accounted in the same way as Sponsored Project except that the expenditure generally is only on distribution of fellowship and Scholarship which may include allowances for contingent expenditure by fellow and scholars.


11.3 The Institutions itself also awards fellowships and Scholarships, which are accounted on Academic expenses.

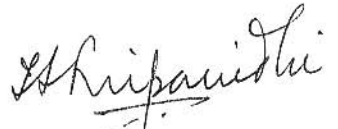
11.4 Assets purchased out of Project funded by outside agencies remain the property of the concerned funding agency till the project is closed. After closure of the project, the project assets are merged with the Fixed Assets of the University at written down value by debiting respective Fixed Assets account and crediting Capital Fund Account.

12 Income Tax :

The Income of the institution is exempt from Income Tax under section 10(23) (c) of the Income Tax Act. No provision for tax is therefore made in the accounts.


Asstt. Registrar (Fin-II)


Finance Officer


Treasurer

UNIVERSITY OF DELHI

SCHEDULES FORMING PART OF THE ACCOUNTS FOR THE YEAR ENDED 31ST MARCH, 2017

Schedule 24: Contingent Liabilities and Notes on Accounts

1 Contingent Liabilities :

(a) Various claims filed by present/former employees of the University are pending before Industrial Tribunals and the Hon'ble High Court of Delhi. The quantum of claim is not ascertainable.

(b) An Amount of Rs 14.25 Crore is payable to ECIL as balance payment for supplying and commissioning of security equipment related to various venues of DU areas during Commonwealth Games 2010 (against bill amount of Rs 28.23 Crore). The balance payment was stopped by the Ministry of Home Affairs as the matter is sub- Judice in the Hon'ble Court.

2 Capital Commitments (Capital Works In Progress)

Capital Works in Progress includes the amount paid by University till 31st March 2017 towards construction of the following Projects

I. Construction of stadium for Common Wealth Games	₹ 311,18,50,653/-
II. Construction of 1500 seated Rajiv Gandhi Girls Hostel for under graduate and Post graduate students at Dhaka North Campus	₹ 74,72,81,869/-
III. Construction of 70 'D' type flats at Dhaka	₹ 8,38,20,926/-
IV. Other Projects From Earmarked/ Endowment Fund	₹ 12,28,72,429/-

3 Fixed Assets :

3.1 Addition in the year to Fixed Assets in Schedule 4 include assets purchased out of plan funds Rs 106,10,21,233/- Non plan Funds Rs. 7,19,57,191/- and Earmarked/Endowment Fund Rs 1 27,18,002/- sponsored projects closed 3,01,80,637/- and Library Books and other assets of the value of Rs 1199/- (at nominal value of Rs. 1/- per assets) gifted to the institutions. The assets have been not entered credit to Capital Fund.

3.2 In the Balance sheet as on 31st March, 2014 and the Balance Sheet of earlier years Fixed Assets created out of Plan Fund and Fixed Assets created out of non-plan funds were not exhibited distinctly. Further the addition during the year from 31st March 2017 from plan, non-plan funds, and other funds, and the depreciation on those additions respectively has been exhibited distinctly in sub schedule A B & D to the main schedule of the Fixed Assets (Schedule 4)

3.3 Fixed Assets set out in Schedule 4 do not include Assets purchased out of funds of sponsored Project, held & used by the Institutions, as Project contracts includes stipulations that all such Assets purchased out of Project funds will remain the property of Sponsors.

3.4 The loss in books has been reflected in books of accounts from this financial year.

- 4 **Patents :**
An Accounting Policy in respect of Expenditure on Patents was evolved for the first time during the financial year 2013-14.
- 5 **Deposit Liabilities :**
There is no amount of earnest money deposit & security deposit which has been transferred to Revenue Account
- 6 **Expenditure in Foreign currency :**
Transaction denominated in Foreign Currency at the exchange rate prevailing at the date of payment/realization.
- 7 **Current Assets, Loans & Advances and Deposits :**
6.1 In the opinion of the management, the Current Assets, Loans and Advances have a value on realization in the ordinary course, equal at least to the aggregate amounts shown in the Balance Sheet.

6.2 The Loans & Advances shown in the asset side of the Balance Sheet does not include, advances pertaining to period up to 31st March 2006, are still outstanding for final statement. These advances were charged to the respective head of account at the time of release of advance.
- 8 **Bank Balances :**
The details of balances in Savings Bank Accounts, Currents Accounts & Fixed Deposit Accounts with Banks are enclosed as attachment "A" to the schedule of current assets.
 - All Savings Bank Accounts with auto sweep facility (Flexi Deposit) generate interest at the rate applicable to the Fixed Deposit for the duration for which the funds are kept in the "Flexi Deposit Account". The interest income in such savings bank accounts is accounted for on accrual basis.
- 9 Previous year figures have been regrouped/rearranged where ever necessary.
- 10 Figures in the final accounts have been rounded off to the nearest rupee.
- 11 Schedule 1 to 24 are annexed to & form an integral part of the Balance Sheet as on 31st March 2017 and The Income & Expenditure Account for the year ended 31st Mar 2017
- 12 **Provident Fund Accounts:**
As the Provident Fund Accounts including New Pension Scheme Fund are owned by the members of those funds and not by the University, these accounts were separated from the University Accounts. However, a Receipts & Payments Accounts, an Income & Expenditure Account (on Accrual basis) and a Balance Sheet of the Provident Fund Accounts as well as the New Pension Scheme for the year 2016-17 have been attached, to the University's Accounts.

13 Salaries:


The expenditure on salary is for the period from March 2016 to February 2017. No provision is made towards salary for the month of March 2017.


14 Halls & Hostel:


As Hall & Hostels are separate reporting entities, their accounts are prepared separately from the University Accounts. However, a consolidated Receipts & Payments Account consolidated Income & Expenditure Account and a consolidated Balance Sheet of all the Halls & Hostels and Guest Houses have been attached to the University's Account.

15 Delhi University Press:

As University Press is a separate reporting entity, its accounts are prepared separately and attached to the University's Account.


Asstt. Registrar (Fin-II)


Finance Officer


Treasurer

UNIVERSITY OF DELHI
RECEIPTS AND PAYMENTS ACCOUNT FOR THE YEAR ENDED 31ST MARCH, 2017

RECEIPTS	Current Year	Previous Year	PAYMENTS	Current Year	Previous Year
I. Opening Balances			I. Expenses		
a) Cash Balances		----	a) Establishment Expenses	3994726386	3805917365
b) Bank Balances			b) Academic Expenses	503322960	483295923
i. In Current Accounts	69881547	192009972	c) Administrative Expenses	779428440	814066327
ii. In Saving Accounts	1040611971	2861835734	d) Transportation Expenses	6936509	3654582
iii. In Deposit Accounts	9716383113	7219616295	e) Repairs & Maintenance	199850205	188886402
c) Permanent Advance	983500	----	f) Finance costs	443563	376220
II. Grants Received			g) Expenditure on Grant	161486328	291954779
a) From Government of India		----	h) Prior Period Items	----	----
b) From State Government		----			
c) From UGC			II. Payments against Earmarked/ Endowment Funds	450955909	723520908
i) Grant for Capital Expenditure-Non Plan	71957191	----			
ii) Grant for Revenue Expenditure-Non Plan	4263272809	----	III. Payments against Sponsored Projects/Schemes	555192068	601454476
Less: Advance Grant received	0				
	4335230000	4339479000	IV. Payments against Sponsored Fellowships/Scholarships	335144552	381347493
d) From other sources (details)					
{ Grants for capital & revenue exp/ to be shown separately if available)			V. Payments against Plan Accounts	----	----
III. Academic Receipts			VI. Investments and Deposits made		
a) Fees and Subscriptions	941496552	1015160416	a) Out of Earmarked/Endowment		149800000
b) Sale of Publications	12544233	14065440	b) Out of own funds (Investments - Others)	----	----
IV. Receipts against Earmarked/Endowment Funds	611963335	822965530	VII. Term Deposits with Scheduled Banks	----	----
V. Receipts against Sponsored Projects/Schemes	580930373	646136569	VIII. Expenditure on Fixed Assets and		
VI. Receipts against Plan	246082071	253258797	a) Fixed Assets	1745679530	190272737
VII. Receipts against Sponsored Fellowships and Scholarships	328040602	310780995	b) Capital Works - In - Progress	----	50000000
			IX. Other Payments including Other body transaction	27538910	160848782

Asstt. Registrar (Fin.-II)

Finance Officer

Treasurer

<p>VIII. Income on Investments From</p> <p>a) Earmarked/Endowment Funds 311459728 502936345</p> <p>b) Plan Accounts 305857123 243563560</p> <p>c) Sponsored Projects 89003867 68412455</p> <p>d) Sponsored Fellowship & Scholarship 4202701 3876800</p> <p>IX. Interest received on</p> <p>a) Bank Deposits 38086481 18576534</p> <p>b) Loans and Advances ---- ----</p> <p>c) Savings Bank Accounts 10757610 12445873</p> <p>X. Investments encashed 97600000 ----</p> <p>XI. Term Deposits with Scheduled Banks encashed ---- ----</p> <p>XII. Other Income (including Prior Period Items) 62834521 80645038</p> <p>XIII. Deposits and Advances</p> <p>a) Festival Advance 10199885 8522760</p> <p>b) LTC Advance 2471227 ----</p> <p>c) Medical Advance 451000 ----</p> <p>d) Permanent Advance ---- 9042097</p> <p>e) Advances 1325488119 ----</p> <p>f) Remittances 1323844 ----</p> <p>XIV. Miscellaneous Receipts including Statutory Receipts 44188743 162063724</p> <p>XV. Any Other Receipts 1655221 1100855</p>	<p>X. Refunds of Grants ---- ----</p> <p>XI. Deposits and Advances</p> <p>a) Festival Advance 9785235 8622309</p> <p>b) Advances ---- 91064729</p> <p>c) Permanent Advance ---- 8998597</p> <p>d) Medical Advance ---- 504000</p> <p>e) LTC Advance ---- 3992468</p> <p>f) Remittances ---- 1039991</p> <p>XII. Other Payments ---- ----</p> <p>XIII. Closing Balances</p> <p>a) Cash in hand ---- ----</p> <p>b) Bank Balances</p> <p>- In Current Accounts 65626464 69881547</p> <p>- In Savings Accounts 1228784221 1040611971</p> <p>- In Deposits Accounts 10123882586 9716383113</p> <p>c) Permanent Advance 943500 ----</p>
<p>TOTAL 20189727367 18786494719</p>	<p>TOTAL 20189727367 18786494719</p>

Asstt. Registrar (Fin. II)

Finance Officer

Treasurer

UNIVERSITY OF DELHI
PROVIDENT FUND ACCOUNT
BALANCE SHEET AS AT 31st MARCH 2017

Amount 31.03.16	Liabilities	Amount 31.03.17	Amount 31.03.16	Assets	Amount 31.03.17
	<u>GPF</u>				
3065289213	Opening Balance	3307304110	1167800000	Investment (Bonds)	2354990000
481646120	Add: Subscriptions in the year	475912213	2810000000	Deposits Accounts (FD)	1894700000
267517470	Add: Interest Credited	261196202	230416092	Interest Accrued as on 31.03.2017	101174110
(507133969)	Less: Advance/Withdrawal	(553440880)			
(14724)	Less: Adjustment relating to Previous yr.	(33)			
3307304110	Closing Balance	3490971612			
	<u>CPF</u>				
682905444	Opening Balance	701457091		Bank Balances with SBI Bank in Saving Accounts	
58708641	Add: Subscriptions & Contribution repayment of advance in the year	48172679			
60097341	Add: Interest Credited	45997571	37125058	GPF A/c No.10851298435	31589169
(100160893)	Less: Advance/Withdrawal/Final settlement	(165011195)	48068865	CPF A/c No.10851298457	69136762
(93442)	Less: Adjustment related to Previous Year	(41)			
701457091	Closing Balance	630616105			
	<u>Interest Reserve</u>				
264038758	Opening Balance	284648814			
20610056	Add: Excess of Income over Expenditure	45353510			
284648814	Closing Balance	330002324			
4293410015	TOTAL	4451590041	4293410015		4451590041

JOINT REGISTRAR (FIN.)

FINANCE OFFICER

TREASURER

975 (43)

UNIVERSITY OF DELHI
PROVIDENT FUND ACCOUNT

INCOME & EXPENDITURE ACCOUNT FOR THE YEAR ENDED 31st MARCH 2017

Amount 31.03.16	Expenditure	Amount 31.03.17	Amount 31.03.16	Income	(Amount / Rs.) Amount 31.03.17
	Interest Credited to:		397678481	Interest earned on Investment	481795537
267517470	GPF Account	261196202	125812577	Add: Interest accrued during the year 2016-17	101174110
60097341	CPF Account	45997571	108166	Add: Adjustment related to previous year (GPF A/c 33 + CPF A/c 41)	74
4978	Bank Charges (GPF A/c 5303 + CPF A/c 1043)	6346	(175369379)	Less Interest accrued for the year 2011-12, 2012-13, 2013-14, 2014-15 & 2015-16 but realized during the year 2016-17	(230416092)
20610056	Excess of Income over Expenditure	45353510			
348229845	Total	352553629	348229845	Total	352553629


JOINT REGISTRAR (FIN.)
Stau


FINANCE OFFICER


TREASURER

(50)


UNIVERSITY OF DELHI
PROVIDENT FUND ACCOUNT

RECEIPTS AND PAYMENTS ACCOUNTS FOR THE FINANCIAL YEAR 2016-17

Receipts	Amount	Payments	(Amount / Rs.) Amount
Opening Balance as on 01/04/16			
GPF A/c No.10851298435	37125058	GPF Adv./Withdrawal/Final Settlement	553440880
CPF A/c No.10851298457	48068865	CPF Adv./Withdrawal/Final Settlement	165011195
GPF Subscription	475912213	Investment during the year (GPF 1778000000 + CPF 1561890000)	3339890000
CPF Subscription & University Contribution	48172679	Bank Charges (GPF A/c 5303 + CPF A/c 1043)	6346
Investment Encashed (GPF 1554000000 + CPF 1514000000)	3068000000	Closing Balances: GPF A/c No.10851298435	31589169
Interest Received	481795537	CPF A/c No.10851298457	69136762
TOTAL	4159074352	TOTAL	4159074352


JOINT REGISTRAR (FIN.)
SKP


FINANCE OFFICER


TREASURER

(51)

UNIVERSITY OF DELHI

NPS TIER-I ACCOUNT

BALANCE SHEET AS AT 31st MARCH 2017

(Amount / Rs.)					
Amount 31.03.16	Liabilities	Amount 31.03.17	Amount 31.03.16	Assets	Amount 31.03.17
	NPS Tier-I Account				
365981	Opening Balance	373791	2422000	Investment	2617000
79694147	Add: Sub+Uni. Contribution	88485500	73833	Interest accrued but not realized	56609
7810	Add: Excess Receipt (Remittance)	-	11970	Balance at Bank Saving A/cs	83039
(79694147)	Less: Amount transferred to NSDL	(88493310)			
1872487	Excess of Income over Expenditure Balance as on 01.04.2016	2134012			
261525	Add: During the year	256655			
2507803	TOTAL	2756648	2507803	TOTAL	2756648

[Signature]
 JOINT REGISTRAR (FIN.)

SECRET

[Signature]
 FINANCE OFFICER

[Signature]
 TREASURER

(52)

UNIVERSITY OF DELHI

NPS TIER-I ACCOUNT

INCOME & EXPENDITURE ACCOUNT FOR THE FINANCIAL YEAR 2016-17

Amount 31.03.16	Expenditure	Amount 31.03.17	Amount 31.03.16	Income	(Amount / Rs.) Amount 31.03.17
1452	Bank Charges	1166	1940687	Interest received on investment	275045
261525	Excess of Income over Expenditure	256655	(1621726)	Less:	
			(49964)	i) Interest pertain to GPF A/c (on Bonds)	-
			(79853)	ii) Interest pertain to GPF A/c (on FD)	-
			73833	iii) Interest Accrued 31/03/17	(73833)
				Add: Interest Accrued on F.D. due but not realized	56583
				Interest Accrued on SBI A/c	26
262977	TOTAL	257821	262977	TOTAL	257821


JOINT REGISTRAR (FIN.)
Sharma


FINANCE OFFICER


TREASURER

(53)

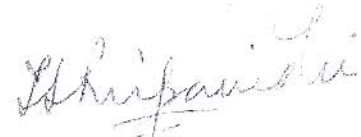
UNIVERSITY OF DELHI
NPS TIER-I ACCOUNT

RECEIPTS AND PAYMENTS ACCOUNTS FOR THE FINANCIAL YEAR 2016-17

		(Amount / Rs.)	
Receipts	Amount	Payments	Amount
Opening Balance as on 01/04/2016	11970		
NPS Tier-I Account		Investment	2617000
Own Subscription & University Contribution	88485500	Withdrawal/Refund to NSDL Excess remittance refunded	88493310
Interest Received on investment (NPS)	232565		
Interest on Saving Bank A/c	42480	Bank Charges	1166
Investment Encashed (F.D.)	2422000		
		Closing balance as on 31.03.2017	83039
TOTAL	91194515	TOTAL	91194515


 JOINT REGISTRAR (FIN.)
Staw


 FINANCE OFFICER


 TREASURER

(54)

UNIVERSITY PRESS

BALANCE SHEET AS AT 31st MARCH 2017

FUNDS & LIABILITIES	CURRENT YEAR Rupees	PREVIOUS YEAR Rupees
1. <u>Capital</u>	6,315,552.00	3,996,503.00
2. <u>Current Liabilities :</u>		
(a) Deduction from Salary Bills	1,159,813.00	1,018,671.00
(b) Bills Payable	992,400.00	605,322.00
(c) Advance for work to be done	130,000.00	130,000.00
(d) Inter Bank Transfer	17,395,492.00	17,395,492.00
(e) Loan from UFD	10,000.00	10,000.00
(f) Earnest Money	50,500.00	50,500.00
TOTAL	26,053,757.00	23,206,488.00

ASSETS	CURRENT YEAR Rupees	PREVIOUS YEAR Rupees
1. Machinery, Furniture & Equipments	258,223.00	328,141.00
2. Amount Receivable	20,234,958.00	20,845,348.00
3. Stock In Hand		
(a) Raw Material	614,900.00	1,128,533.00
(b) Finished Goods	20,640.00	49,850.00
4. Work in Progress	1,153,000.00	365,000.00
5. Cash in Bank	3,770,136.00	482,316.00
6. Festival Advance	900.00	6,300.00
7. Permanent Assets	1,000.00	1,000.00
TOTAL	26,053,757.00	23,206,488.00

Storekeeper

O.S.D.
University Press

(55)

UNIVERSITY PRESS

PROFIT & LOSS ACCOUNT FOR THE YEAR 2016-2017

Particulars	Current Year	Previous Year	Particulars	Current Year	Previous Year
1. <u>To Opening Stock :</u>			1. <u>Income :</u>		
(a) Raw Materials	1,128,533.00	811,364.00	(a) Income from Printing and Binding	19,030,047.00	22,341,971.00
(b) Finished Goods	49,850.00	25,405.00			
2. <u>To Work in Progress</u>	365,000.00	1,277,000.00	2. <u>By Closing Stock :</u>		
3. <u>To Pay and Allowances :</u>	6,650,455.00	7,473,557.00	(a) Raw Materials	614,900.00	1,128,533.00
(a) L.T.C.	8,395.00	353,566.00	(b) Finished Goods	20,640.00	49,850.00
(b) Tuition Fees	18,000.00	57,000.00			
(c) Bonus	126,071.00	44,902.00	3. <u>By Work in Progress</u>	1,153,000.00	365,000.00
(d) Medical Re-imbusement	352,674.00	266,016.00			
4. <u>To Purchase of Raw Materials</u>	1,870,816.00	5,564,643.00	4. <u>By Loss for this year</u>	-	5,290.00
5. <u>To Misc. Contingent Exp.</u>	35,739.00	66,364.00			
6. <u>To Rate, Rent and Taxes</u>	6,379.00	6,025.00			
7. <u>To Work Done Through Outside Agency</u>	7,817,708.00	7,853,930.00			
8. <u>Depreciation :</u>					
(a) Machinery, Furniture & Equipment	69,918.00	90,872.00			
9. <u>Profit</u>	2,319,049.00	Nil			
TOTAL	20,818,587.00	23,890,644.00	TOTAL	20,818,587.00	23,890,644.00


Store Keeper

O.S.D.
University Press

(56)

UNIVERSITY OF DELHI
 DELHI UNIVERSITY PRESS A/C NO. 10851295354
 RECEIPTS AND PAYMENTS FOR THE YEAR ENDED 31ST MARCH, 2017

Receipts			Payments		
	Current Year	Previous Year		Current Year	Previous Year
<u>I Opening Balance</u>			<u>I Expenses</u>		
Bank Balance	482316	7730739	Establishment Expenses	7160095	8033541
Deposit in Bank	----	----			
<u>II Reciepts from Printing & Binding work</u>	19640437	27160163	<u>II Other Administrative Expenses</u>		
			Expenditure	9339064	16449758
<u>III Deductions\Recoveries</u>	3280333	3333066			
Festival Advance	9900	12600	Festival Advance	4500	14500
Loan Received From UDF	----	----	Remittance	3139191	3256453
Other receipts	----	----	Loan Refund to UDF	----	10000000
Interest on FDR's	----	----	Earnest Money	----	----
			<u>III Closing Balance</u>		
			Bank Balance	3770136	482316
Total	23412986	38236568		23412986	38236568

[Signature]
 Asstt. Registrar(FIN-II)

[Signature]
 Finance Officer

[Signature]
 Treasurer

UNIVERSITY OF DELHI
HALLS AND HOSTELS
BALANCE SHEET AS AT 31st MARCH, 2017

SOURCE OF FUNDS	Amount in ₹	
	Current Year	Previous Year
COURPUS/CAPITAL FUND	249102659	221169522
DESIGNATED/EARMARKED/ENDOWMENT FUNDS	43449599	39760341
CURRENT LIABILITIES & PROVISIONS	14545250	14973043
TOTAL	307097508	275902906
APPLICATION OF FUNDS		
Fixed Assets		
Tangible Assets	24164990	28402677
Intangible Assets	9712	11436
Capital Works-In-Progress	0	0
INVESTMENT FROM EARMARKED/ENDOWMENT FUNDS		
Long Term	0	9906032
Short Term	20350202	0
INVESTMENTS- OTHERS		
CURRENT ASSETS	51727957	49061064
LOANS, ADVANCES & DEPOSITS	202350708	178660692
MISCELLANEOUS EXPENDITURE	8548162	9915229
	(54224)	(54224)
TOTAL	307097508	275902906

Asstt. Registrar (Fin.)-II

Finance Officer
984

Treasurer

UNIVERSITY OF DELHI

HALLS AND HOSTELS

INCOME AND EXPENDITURE ACCOUNT FOR THE YEAR ENDED 31st MARCH 2017

Particulars	Amount in ₹	
	Current Year	Previous Year
(A) INCOME		
Academic Receipts	47315301	52730755
Grants/Subsidies	109185694	115084624
Income From Investment	13501338	11491579
Interest Earned	2154183	2595584
Other Income	44086020	50850888
Prior Period Income	0	0
Total (A)	216242536	232753430
(B) EXPENDITURE		
Staff Payments & Benefits (Establishment Expenses)	118037989	119933527
Academic Expenses	2549808	48308
Administrative and General Expenses	52495450	64376319
Transportation Expenses	544399	570265
Repair & Maintenance	8449823	9634277
Finance Costs	49394	42431
Depreciation	7456821	8594865
Other Expenses	0	8210
Prior Period Expenses	0	0
Total (B)	189583684	203208202
Excess of Income over Expenditure/ (Expenditure over Income) (A-B)	26658852	29545228
Balance being Surplus/(Deficit) carried to Capital Fund	26658852	29545228

Asstt. Registrar (Fin.)-II

Finance Officer
985

Treasurer

UNIVERSITY OF DELHI
HALLS AND HOSTELS
RECEIPTS AND PAYMENTS FOR THE YEAR ENDED 31st MARCH 2017

Receipt	Current Year	Previous Year	Payment	Amount in ₹	
				Current Year	Previous year
I. Opening Balance			I. Expenses		
- Cash in Hand	46552	278911	(a) Establishment Expenses	119219229	118581944
- Bank Balance	86082587	62190809	(b) Academic Expenses	4224063	48308
- Imprest	113578	777720	(c) Administrative Expenses	55330079	65919282
- Deposit Account	127309841	114097925	(d) Transportation Expenses	544399	570265
			(e) Repairs & Maintenance Expenses	8160561	8584504
II. Other Bank Balances	200014	0	II. (a) Payments against Earmarked Fund	12837792	12676258
III. Grants Received	110110684	121583774	(b) Payment against Projects	531654	0
IV. Academic Receipts	43322539	46592774	III. Investments and Deposits made	5324639	48379057
V. Receipts against Earmarked/Endowment Funds	17978641	15313825	IV. Expenditure on Fixed Assets & Capital work-in-Progress	3189677	11159096
VI. Interest Received	7299896	3162327	V. Finance Charges	45287	29651
VII. Income from Investments	13275330	13022047	VI. Deposits and Advances	7726193	6796359
VIII. Other Income	45079149	55752119	VII. Other Payments	3683561	4773539
IX. Deposits and Advances	2555877	47038156	VIII. Closing Balances		
X. Any Other Receipts	15131083	11260433	- Cash in Hand	143310	46552
			- Bank Balance	92897226	86082586
			- Imprest	10240104	113578
			- Deposit Account	144407997	127309841
Total	468505771	491070820	Total	468505771	491070820

Asstt. Registrar (Fin.-II)

986

(60)

Finance Officer

Treasurer